




CFM150M SERIES

150W MEDICAL AND ITE OPEN FRAME AC-DC MODULES WITH PFC



Features

- * Universal Input Range 90 ~ 264VAC
- * Medical and ITE Safeties
- * 3"x 5" Compact Size
- * Less than 1 U high : 1.05"
- * Industry Standard Pin Out
- * Active PFC Meets EN61000-3-2
- * High Efficiency up to 93%
- * Meets CISPR/FCC Class B
- * Remote Voltage Sense
- * Over Voltage Protection
- * Continuous Short Circuit Protection
- * No Load Power Consumption <0.5W
- * Meets 2MOPP
- * Meets Class I



MODEL	OUTPUT VOLTAGE	MAX. LOAD	MIN. LOAD	RIPPLE & NOISE NOTE 1	VOLTAGE ACCURACY NOTE 2	LINE REGULATION NOTE 3	LOAD REGULATION NOTE 4	% EFF. (Typ.) NOTE 5
CFM150M120	12 V	12.5 A	0A	1%	±1%	±0.5%	±1%	90%
CFM150M240	24 V	6.25 A	0A	1%	±1%	±0.5%	±1%	92%
CFM150M360	36 V	4.17 A	0A	1%	±1%	±0.5%	±1%	92%
CFM150M480	48 V	3.13 A	0A	1%	±1%	±0.5%	±1%	93%

Specifications are subject to change without notice.

Specifications

INPUT SPECIFICATIONS:

Voltage 90~264Vac
 120~370Vdc
 Frequency 47 to 63Hz
 Inrush Current 110A max. @240Vac
 Leakage Current 300uA max.

OUTPUT SPECIFICATIONS:

Hold-up Time 16ms typ.
 Short Circuit Protection Hiccup mode(Auto Recovery)
 Adjustment Range on Vout ±5%
 Over Voltage Protection Recycle AC input to restart
 Temperature Coefficient ±0.05%/°C

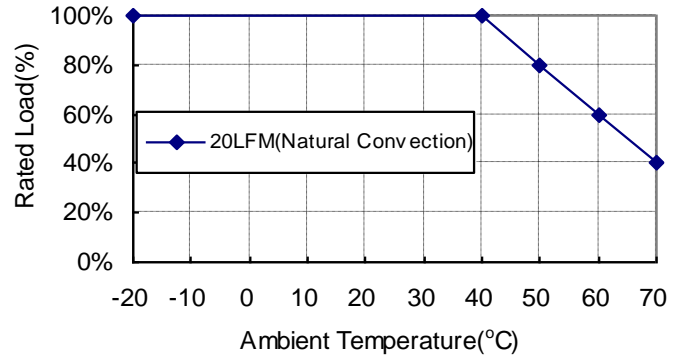
GENERAL SPECIFICATIONS:

Isolation Input to output = 5,656VDC
 Operating Temperature -20°C ~ 70°C (see Derating Curve)
 Storage Temperature -20 ~ 85°C
 Humidity 93% RH max. Non Condensing
 Cooling Natural Convection
 Switching Frequency 90KHz Typical.
 MTBF MIL-HDBK-217F, GB, 25°C/115VAC 100Khrs min.
 Altitude 3000m
 Dimensions 5.000x3.000x1.050inches (127.00x76.20x26.67mm)
 Weight 270g (0.6Pounds)

SAFETY AND EMC:

Emission and Immunity (Ed. 4.0) EN55011, EN55032 Class B
 FCC CFR 47 Part 15, EN61000-3-2, 3, IEC61000-4-2, 3, 4, 5, 6, 8, 11
 Safety (Ed. 3.1) Class I, IEC60601-1:2005+A1:2012
 IEC60950-1:2005+A1:2009+A2:2013, EN60601-1:2006+A11:2011+A1+A12
 EN60950-1:2006+A11+A1+A12:2011+A2:2013
 UL ANSI/AAMI ES60601-1:2005, UL60950-1, 2nd Edition

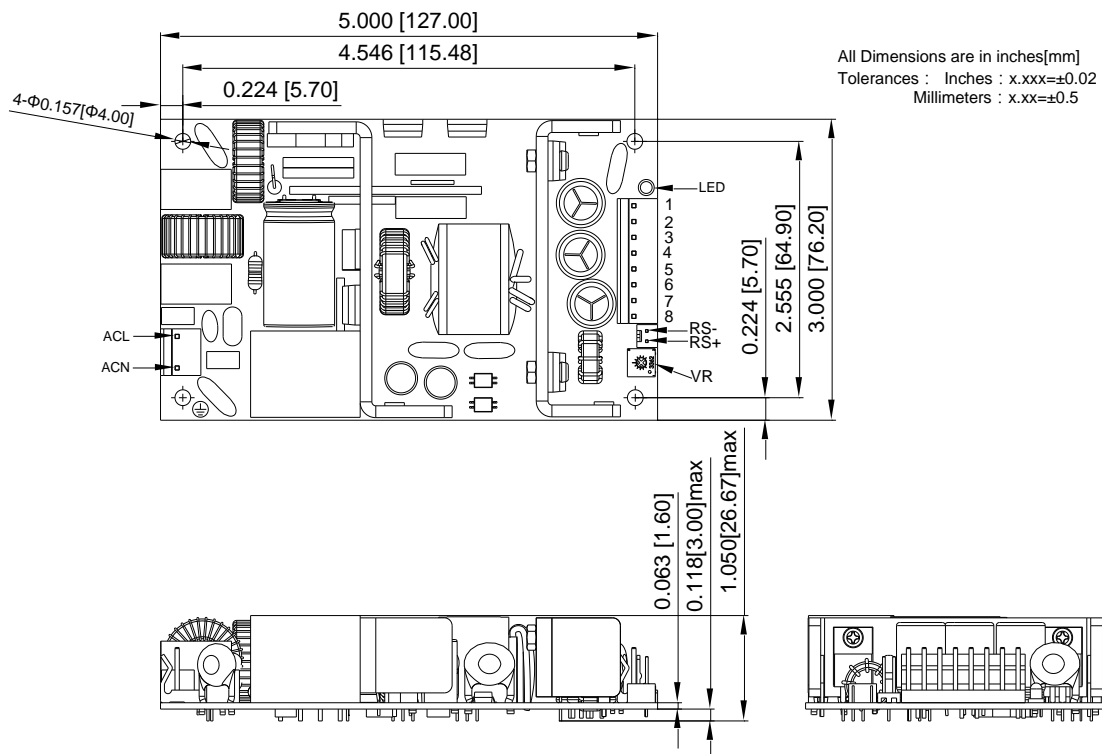
CFM150M Series Derating Curve



NOTE:

1. Add a 0.1uF ceramic capacitor and 10uF E.L. capacitor to output for Ripple & Noise measuring @20MHz BW.
2. Voltage accuracy is set at 100% rated load and 25°C Ta.
3. Line regulation is measured from high line to low line with full load.
4. Load regulation is measured from full to 10% load.
5. Typical efficiency at 230VAC and full load at 25°C.
6. Standard input and output connectors wafer with LONG CHU P3060 series and mate with MOLEX housing 09-50-1031 and 09-50-1081 or equivalent.
7. DC output pin 1, 2, 3, 4: Vout (-), DC output pin 5, 6, 7, 8: Vout (+).

CFM150M Series



Typical at 25°C, nominal line and 75% load, unless otherwise Specified