




CFM50S SERIES 50 WATT OPEN FRAME AC-DC MODULES

Features

- Universal Input Range 90~264Vac
- High Efficiency up to 89%
- 2"x 3" Open Frame Compact Size
- Class I and Class II
- No Load Input Power < 0.15W
- Approval IEC/EN/UL 62368-1
- Meets IEC/EN 60335-1
- Approval EN 55032 Class B and CISPR/FCC Class B
- Operating Altitude 5000m
- Continuous Short Circuit Protection
- Over Voltage Protection



MODEL NUMBER	OUTPUT VOLTAGE	OUTPUT CURRENT	VOLTAGE ACCURACY NOTE1	RIPPLE& NOISE NOTE2	LINE REGULATION NOTE3	LOAD REGULATION NOTE4	%EFF. (Typ.) NOTE5
CFM50S050	5 V	8.0 A	±2%	150 mV	±0.5%	±1%	85%
CFM50S120	12 V	4.17 A	±2%	120 mV	±0.5%	±1%	87%
CFM50S150	15 V	3.33 A	±1%	150 mV	±0.5%	±1%	88%
CFM50S240	24 V	2.08 A	±1%	240 mV	±0.5%	±1%	89%
CFM50S360	36 V	1.39 A	±1%	360 mV	±0.5%	±1%	89%
CFM50S480	48 V	1.04 A	±1%	480 mV	±0.5%	±1%	89%

Note:

1. Voltage accuracy is set at 100% full load.
2. Add a 0.1uF ceramic capacitor and a 10uF E.L. capacitor to output for ripple & noise measurement @20MHz BW.
3. Line regulation is measured from 90V_{ac} to 264V_{ac} with 100% full load.
4. Load regulation is measured from 10% to full load.
5. Typical efficiency at 230 V_{ac} and 100% full load at 25°C.
6. Standard input and output connectors (CN1 and CN2) wafer with TAIWAN KING PIN TERMINAL PVHI series and mate with JST housing VHR series and JST SVH-41T-P1.1 series crimp terminal and output connectors wire 16AWG.
7. Safety approvals do not apply to the covered version only to the open frame versions.

PART NUMBER

Series	Number of Outputs	Nominal Output Voltage	Type
CFM50	O	XX	-X (Option)
CFM50	S : Single	050 : 05V 120 : 12V 150 : 15V 240 : 24V 360 : 36V 480 : 48V	None : Wafer P : PCB Mount CA : Cover (note7)

Part Number Example:

CFM50S120: Open Frame, 50W, Single 12V_{dc} Output



CFM50S Series

TECHNICAL SPECIFICATIONS

(All specifications are typical at nominal input, full load at 25°C unless otherwise noted.)

ABSOLUTE MAXIMUM RATINGS

PARAMETER	NOTES and CONDITIONS	Device	Min.	Typ.	Max.	Units
Input Voltage	Safety approvals only to the AC input	All	90		264	V _{ac}
			120		370	V _{dc}
Operating Temperature	See Derating Curve	All	-30		80	°C
Storage Temperature		All	-30		85	°C
Operating Altitude	IEC/EN/UL 62368-1	All			5000	m
	Meets IEC/EN 60335-1				3000	

INPUT CHARACTERISTICS

PARAMETER	NOTES and CONDITIONS	Device	Min.	Typ.	Max.	Units
Operating Voltage Range		All	100		240	V _{ac}
Input Frequency Range		All	50		60	Hz
Maximum Input Current	100% Load, V _{in} =100V _{ac}	All			1.2	A
Leakage Current		All			0.1	mA
Inrush Current	V _{in} =240V _{ac} , Cold start at 25°C	All		110		A

OUTPUT CHARACTERISTICS

PARAMETER	NOTES and CONDITIONS	Device	Min.	Typ.	Max.	Units
Output Voltage Set Point	V _{in} =Nominal V _{in} , I _o =I _o max., T _c =25°C	CFM50S050	4.90	5	5.10	V _{dc}
		CFM50S120	11.76	12	12.24	
		CFM50S150	14.85	15	15.15	
		CFM50S240	23.76	24	24.24	
		CFM50S360	35.64	36	36.36	
		CFM50S480	47.52	48	48.48	
Operating Output Current Range	V _{in} =115V _{ac} and 230V _{ac} , T _c =25°C	CFM50S050			8.00	A
		CFM50S120			4.17	
		CFM50S150			3.33	
		CFM50S240			2.08	
		CFM50S360			1.39	
		CFM50S480			1.04	
Holdup Time	V _{in} =115V _{ac}	All	8			ms
Output Voltage Regulation						
Load Regulation	10% Load to full load	All			±1.0	%
Line Regulation	V _{in} =High Line to low line	All			±0.5	%
Over Voltage Protection	Hiccup mode (Auto recovery)	CFM50S050			10.0	V _{dc}
		CFM50S120			16.0	
		CFM50S150			25.0	
		CFM50S240			35.0	
		CFM50S360			50.0	
		CFM50S480			63.0	
Over Current Protection	Hiccup mode (Auto recovery)	All	110		140	%
Short Circuit Protection	Hiccup mode (Auto recovery)	All				
Output Ripple and Noise	1. Add a 0.1uF ceramic capacitor and a 10uF aluminum electrolytic capacitor to output 2. Oscilloscope is 20MHz band width 3. Ambient Temperature=25°C	CFM50S050			150	mV
		CFM50S120			120	
		CFM50S150			150	
		CFM50S240			240	
		CFM50S360			360	
		CFM50S480			480	



CFM50S Series

PARAMETER	NOTES and CONDITIONS	Device	Min.	Typ.	Max.	Units
Load Capacitance	1. $V_{in}=115V_{ac}$ and $230V_{ac}$ 2. Output is max. load 3. Ambient temperature= $25^{\circ}C$	CFM50S050			8000	uF
		CFM50S120			4200	
		CFM50S150			3400	
		CFM50S240			2087	
		CFM50S360			1440	
		CFM50S480			600	
Efficiency	1. Output is rated load 2. Ambient temperature= $25^{\circ}C$ 3. Input voltage is $230V_{ac}$	CFM50S050		85		%
		CFM50S120		87		
		CFM50S150		88		
		CFM50S240		89		
		CFM50S360		89		
		CFM50S480		89		

ISOLATION CHARACTERISTICS

PARAMETER	NOTES and CONDITIONS	Device	Min.	Typ.	Max.	Units
Input to Output	1 minute	All			3000	V_{ac}
Isolation Resistance	Input to output	All	100			M Ω

FEATURE CHARACTERISTICS

PARAMETER	NOTES and CONDITIONS	Device	Min.	Typ.	Max.	Units
Switching Frequency	Pout=max. rated power	All		65		kHz

GENERAL SPECIFICATIONS

PARAMETER	NOTES and CONDITIONS	Device	Min.	Typ.	Max.	Units
MTBF	$I_o=100\%$; $T_a=25^{\circ}C$ per MIL-HDBK-217F	All		1200		k hours
Humidity	Non-condensing	All			93	% RH
Shock	Meet MIL-STD-810F Table 516.5, Table 516.5-I 10ms, each axis 3 times($\pm X$ 、 $\pm Y$ 、 $\pm Z$ axis)	All		75		g
Vibration	Meet MIL-STD-810F Table 514.5C-VIII, 15~2000Hz, X、Y、Z axis, 1 hour (each axis),. Total 3 hrs.	All		4		g
Weight		CFM50S		95		grams
		CFM50S-P		93		
		CFM50S-CA		180		
Dimensions	Open Frame (Wafer)	All	3.000x2.000x1.067 Inches (76.20x50.80x27.10 mm)			
	P (PCB Mount)		3.000x2.000x1.142 Inches (76.20x50.80x29.00 mm)			
	CA (Cover)		3.598x2.520x1.358 inches (91.40x64.00x34.50 mm)			
Safety	Class I, Class II, IEC/EN/UL62368-1 Safety approvals do not apply to the covered version only to the open frame versions					
EMC Emission	EN55032:2015+AC:2016, 47 CFR FCC Part 15 Subpart B EN61000-3-2:2019, EN61000-3-3:2013					Class B
Conducted Disturbance	EN55032, 47 CFR FCC Part 15					Class B
Radiated Disturbance	EN55032, 47 CFR FCC Part 15					Class B
Harmonic Current Emissions	EN 61000-3-2:2019					
Voltage Fluctuations & Flicker	EN 61000-3-3:2013					
EMC Immunity	EN55035:2017					
Electrostatic Discharge (ESD)	IEC 61000-4-2:2008, Air Discharge: $\pm 8kV$, Contact Discharge: $\pm 4kV$					Criterion A



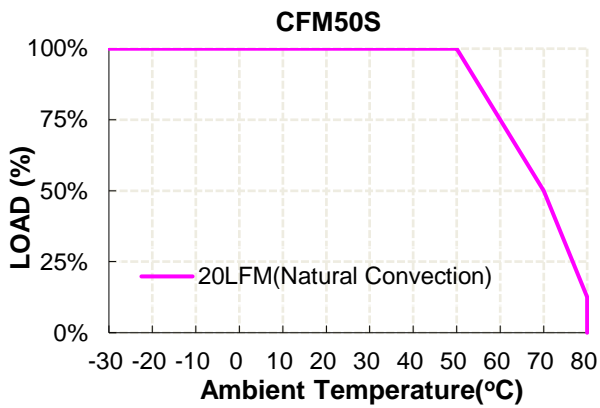
CFM50S Series

GENERAL SPECIFICATIONS

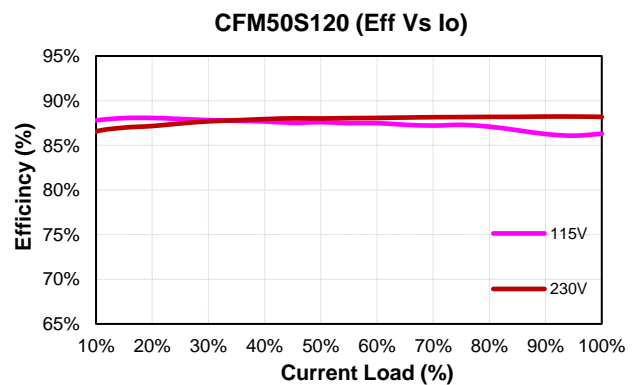
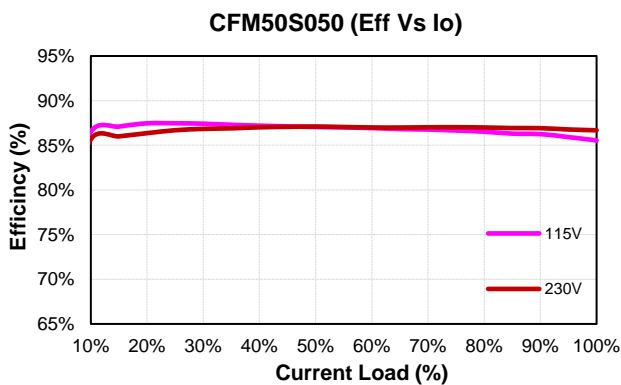
Radio-Frequency, Continuous Radiated Disturbance	IEC 61000-4-3:2020	Criterion A
Electrical Fast Transient (EFT)	IEC 61000-4-4:2012, $\pm 0.5\text{kV}$, $\pm 1\text{kV}$, $\pm 2\text{kV}$	Criterion A
Surge	IEC 61000-4-5:2014, L-N: $\pm 0.5\text{kV}$, $\pm 1\text{kV}$, L-E(Ground): $\pm 0.5\text{kV}$, $\pm 1\text{kV}$, $\pm 2\text{kV}$	Criterion A
Conducted Disturbances, Induced by RF Fields	IEC 61000-4-6:2013	Criterion A
Power Frequency Magnetic Field	IEC 61000-4-8:2009	Criterion A
Voltage Dips	IEC 61000-4-11:2004, Dip: 30% Reduction, Dip >95% Reduction	Criterion A
Voltage Interruptions	IEC 61000-4-11:2004, >95% Reduction	Criterion B
Application Note Link	CFM50S Series App Notes	

CHARACTERISTIC CURVE

Power Derating Curve



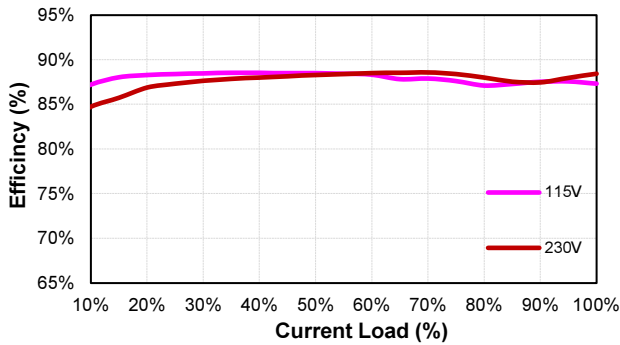
Performance Data



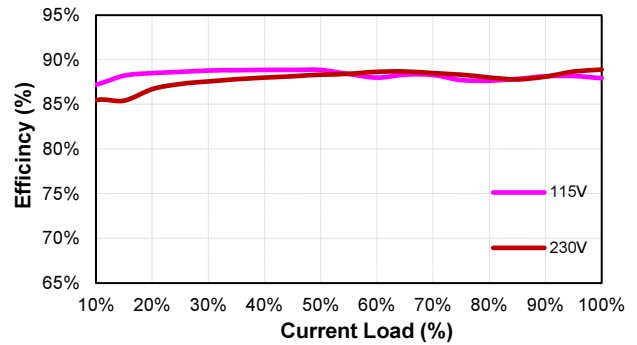


CFM50S Series

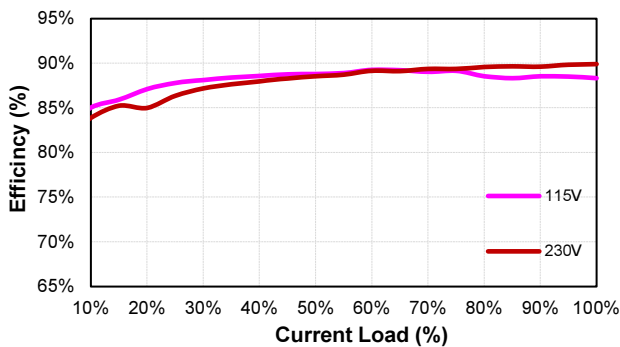
CFM50S150 (Eff Vs Io)



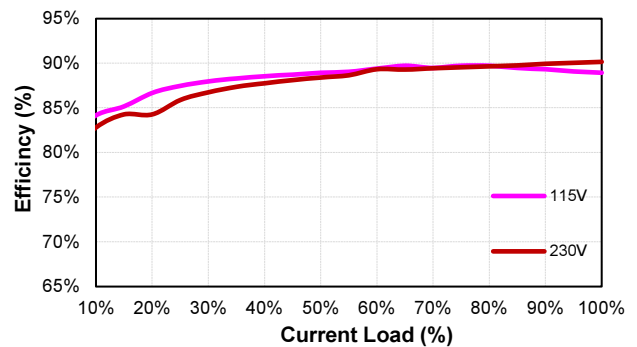
CFM50S240 (Eff Vs Io)



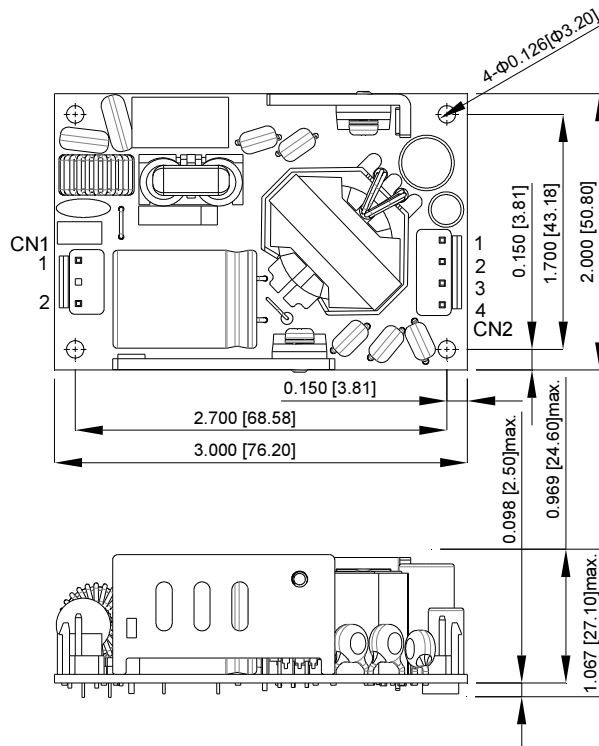
CFM50S360 (Eff Vs Io)



CFM50S480 (Eff Vs Io)



MECHANICAL SPECIFICATION



CN1

PIN CONNECTION	
PIN	Function
1	ACL
2	ACN

CN2

PIN CONNECTION	
PIN	Function
1	+Vout
2	+Vout
3	-Vout
4	-Vout

All Dimensions in Inches[mm]
 Tolerance Inches : X.XXX=±0.02
 Millimeters : X.XX=±0.5

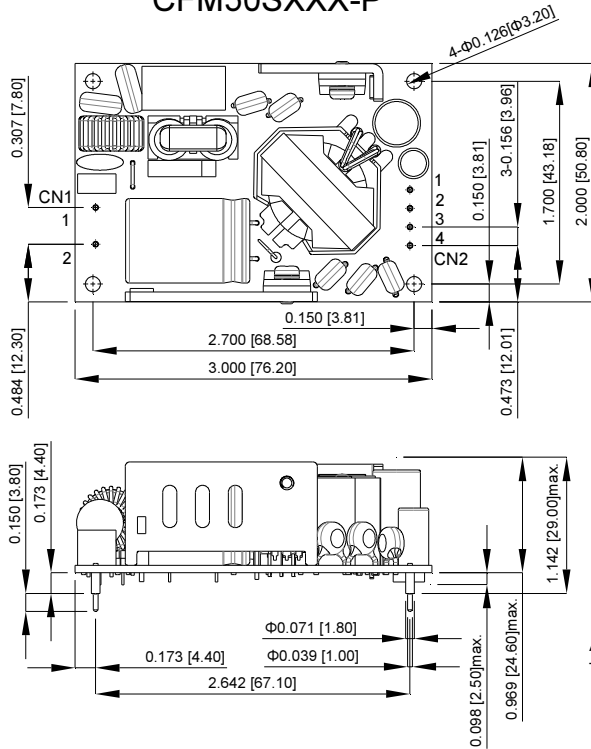
CINCON Electronics Co. Ltd.
 Add: 14F, No. 306, Sec.4, Hsin Yi Rd., Taipei, Taiwan
 Tel: 886-2-27086210
 Fax: 886-2-27029852
 E-mail: sales@cincon.com.tw
 Web: www.cincon.com



CFM50S Series

MECHANICAL SPECIFICATION

CFM50SXXX-P



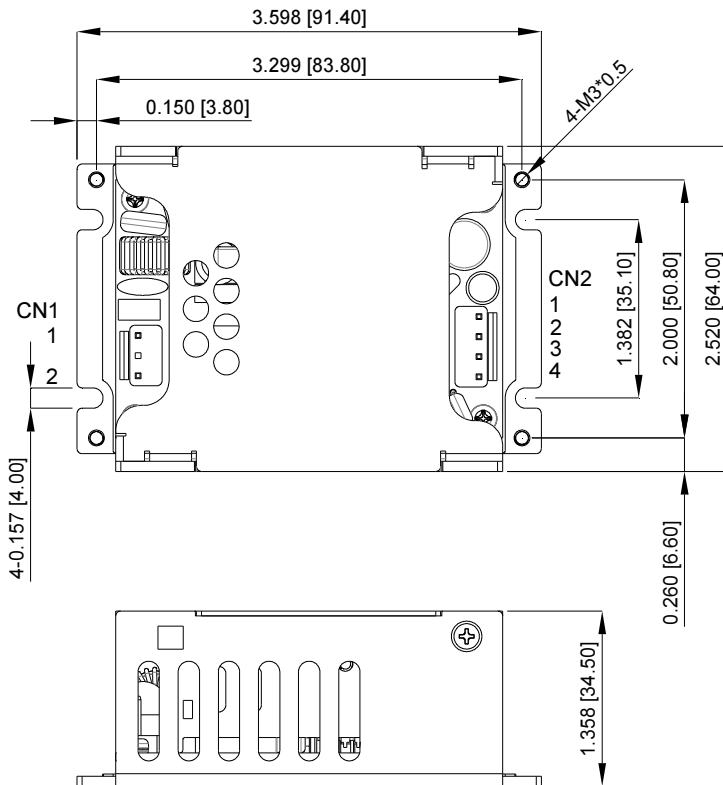
CN1

PIN CONNECTION	
PIN	Function
1	ACL
2	ACN

CN2

PIN CONNECTION	
PIN	Function
1	+Vout
2	+Vout
3	-Vout
4	-Vout

All Dimensions in Inches[mm]
 Tolerance Inches : X.XXX=±0.02
 Millimeters : X.XX=±0.5



CFM50SXXX-CA

All Dimensions in Inches[mm]
 Tolerance Inches : X.XXX=±0.02
 Millimeters : X.XX=±0.5

CN1

PIN CONNECTION	
PIN	Function
1	ACL
2	ACN

CN2

PIN CONNECTION	
PIN	Function
1	+Vout
2	+Vout
3	-Vout
4	-Vout

CINCON Electronics Co. Ltd.
 Add: 14F, No. 306, Sec.4, Hsin Yi Rd., Taipei, Taiwan
 Tel: 886-2-27086210
 Fax: 886-2-27029852
 E-mail: sales@cincon.com.tw
 Web: www.cincon.com