



## Features

- \* Universal Input 90~305VAC or 127-420Vdc
- \* High Efficiency up to 90%
- \* Meets EN55015, EN61000-3-2 Class C
- \* Meets EN61347-1, EN61347-2-13
- \* Meets UL8750
- \* Active PFC Function
- \* IP67 Design for Indoor or Outdoor Installations (note7)
- \* Max. Output power 100W
- \* Dimming function: 1~10Vdc and Resistance or DALI (Optional)
- \* Protections: Short circuit, Over Current Over Voltage and Over Temperature
- \* Constant Voltage and Constant Current
- \* No Load Power Consumption<0.5W (note10)
- \* 3 Years Warranty

### LDM100 Series

MODEL	Output Voltage	Output Current Note.6	Ripple (mV p-p) Note.1	Voltage Accuracy Note.2	Line Regulation Note.3	Load Regulation Note.4	Constant Current Region	Current Adj. Rang (Optional) Note.5	Voltage Adj. Rang (Optional) Note.5	% EFF. (typ.) Note.8
LDM100S120	12V	8.34A	120mV	±1%	±1%	±2%	6.5V~12V	5.3A~8.34A	10.8V~13.2V	88%
LDM100S240	24V	4.17A	120mV	±1%	±1%	±2%	13V~24V	2.6A~4.17A	21.6V~26.4V	89%
LDM100S360	36V	2.78A	120mV	±1%	±1%	±2%	19V~36V	1.74A~2.78A	32.4V~39.6V	90%
LDM100S480	48V	2.08A	120mV	±1%	±1%	±2%	26V~48V	1.3A~2.08A	43.2V~52.8V	90%

### Ordering information

Model No.                      Optional type

LDM100SXXX                -XX

Optional type:

#### 01: Constant Current Mode (IP67)

- No dimming
- No adjustment for output voltage and output current

#### 02: Constant Current Mode (IP65)

- No dimming
- With adjustment for output voltage and output current

#### 03: Constant Current Mode (IP67)

- Dimming: 1~10Vdc and Resistance
- No adjustment for output voltage and output current

#### 03A: Constant Current Mode (IP65)

- Dimming:1~10Vdc and Resistance
- With adjustment for output voltage and output current

#### 04: Constant Current Mode (IP67)

- Dimming: DALI
- No adjustment for output voltage and output current

#### 04A: Constant Current Mode (IP65)

- Dimming: DALI
- With adjustment for output voltage and output current



# Specifications

## INPUT SPECIFICATIONS:

Voltage .....	90~305Vac or 127-420Vdc
Frequency .....	47 to 63Hz
Inrush Current .....	75A max. @240Vac. Cold Start @25°C
Conducted EMI .....	CISPR/FCC Class B
Power Factor .....	PF> = 0.9
Leakage Current .....	0.75mA max. @277Vac
Input Current .....	1.1A typ. @110Vac, Pout=99W
	0.55A typ. @230Vac, Pout=99W

## OUTPUT SPECIFICATIONS:

Holdup Time .....	16ms typ. @115Vac
Short Circuit Protection .....	Hiccup Mode (Auto Recover)
Temperature Coefficient .....	±0.05%/°C
Over Voltage Protection .....	TVS Component to Clamp
Over Current Limit .....	Constant Current Mode (note 9)
Over Temperature Protection .....	110°C typ.
Altitude .....	2000m
Startup Time (note11) .....	0.5s max.
Rise Time .....	50ms typ.
MTBF.....	MIL-HDBK-217F, GB, at 25°C /115VAC...160Khrs typ.
Life Time .....	40000 Hours min. @Full Load, 25°C
Vibration .....	15~2000Hz 4G period for 60min, each along X Y Z axes

## SAFETY AND EMC:

Emission and Immunity .....	EN55015, CISPR22
	EN61547, EN61000-3-2, EN61000-3-3
Surge .....	4KV
Safety .....	UL8750, EN61347-1, EN61347-2-13
Harmonic Current .....	EN61000-3-2 Class C (>60% Load)

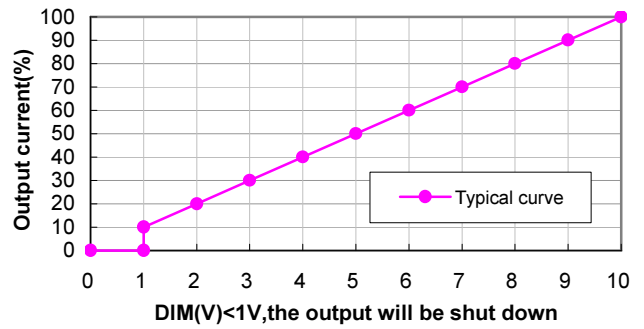
## GENERAL SPECIFICATIONS:

Isolation Voltage .....	I/P-O/P 3750VAC
Isolation Resistance .....	100MQ min.
Operating Temperature .....	-40 ~ 70°C(See Derating Curve)
Storage Temperature .....	-40~85°C
Cooling .....	Natural Convection

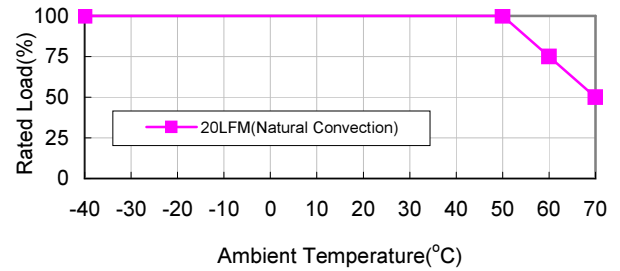
## MECHANICAL CHARACTERISTICS:

Dimensions .....	9.134x1.575x1.102Inches (232.00x40.00x28.00mm)
Weight .....	504g typ.

1~10V Dimming function for output current curve:



Derating curve:

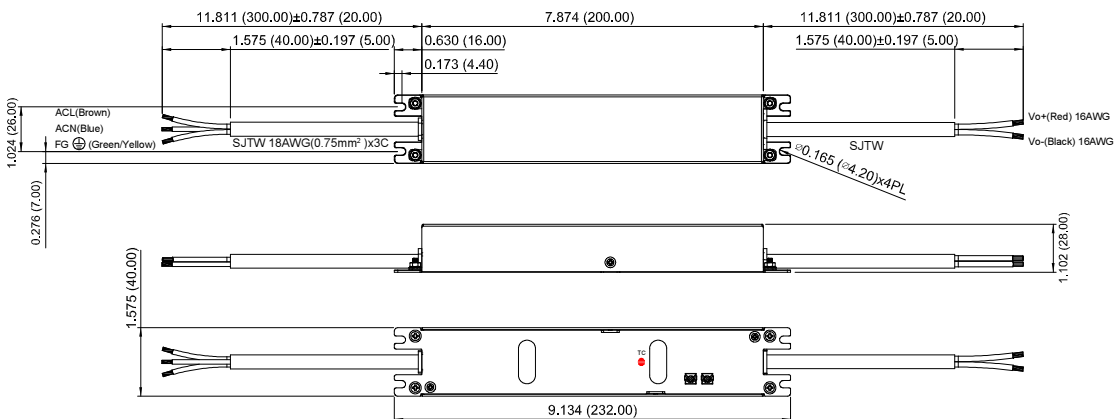


## NOTE:

1. Add a 0.1uF ceramic capacitor and a 10uF E.L. capacitor to output for ripple noise measuring @20MHz BW and 95% rated current.
2. Voltage accuracy is set of 90% rated current.
3. Line regulation is measured from high line to low line with 90% rated current.
4. Load regulation is measured from 90% to 10% rated current.
5. Can be adjusted by internal potentiometer.
6. Output constant current accuracy ±5%.
7. IP67f or model: LDM100SXXX-01, LDM100SXXX-03, LDM100SXXX-04  
IP65 for model: LDM100sXXX-02, LDM100SXXX-03A, LDM100SXXX-04A
8. Efficiency is measured 95% rated power at Vin=230VAC.
9. Less than 50% typ. of the rated output voltage will enter hiccup mode.
10. No load power consumption<0.5W for LDM100SXXX-01, -02  
No load power consumption<1.5W for LDM100SXXX-03, -03A, -04, -04A  
Stand by power consumption<0.5W for LDM100SXXX-03, -03A, -04, -04A
11. Start up interval must be greater than 3 seconds.

## Mechanical Specification

All Dimensions in Inches(mm)  
Tolerance Inches:x.xxx±0.02  
Millimeters:x.xx±0.5



\* TC: Max Case Temperature

Typical at 25°C, nominal line and 75% load, unless otherwise Specified