



TRH150A SERIES 150W SWITCHING ADAPTER WITH PFC



Features

- * Universal Input Range: 90-264VAC
 - * Active PFC Meets EN61000-3-2
 - * Conductive EMI Meets CISPR/FCC Class B
 - * No Load power consumption < 150mW
 - * Continuous Short Circuit Protection
 - * Over Voltage Protection
- Meet CoC Tier 2 & DoE Level VI
 (TRH150A120~150: Output Cable Length ≤ 950mm)
 (TRH150A180~480: Output Cable Length ≤ 1220mm)



Ordering information

TRH150AXXX- XX	E	XX
Model No.	DC Plug Type	DC Cable Length and Type
	OVP	471:950mm with Ferrite Core
	E: WITH OVP	12:1220mm with Ferrite Core

Please see catalogue page71, only KPPX-4P for 12V model and 15V for 15V model and 15V model:

*UL2464 Cable For all models

KPPX-4P DC Plug Type for 12V model and 15V model:

1424	KPPX-4P, 4Pin Power Plug Assembly Type with Lock Mechanism Pin1,2:+ · Pin3,4,shell:"-"
1442	KPPX-4P,4Pin Power Plug Assembly Type with Lock Mechanism ,Pin1,3:"+",Pin2,4,Shell:"-"
1446	KPPX-4P, 4Pin Power Plug Assembly Type with Lock Mechanism, Pin1,3:"-",Pin2,4:"+"
1538	KPPX-4P, 4Pin Power Plug Molded Type without Lock Mechanism Pin1,2:+ · Pin3,4:-

MODEL	OUTPUT VOLTAGE	MIN LOAD	OUTPUT CURRENT	RIPPLE & NOISE (NOTE1)	VOLTAGE SETPOINT (NOTE2)	LINE REGULATION (NOTE3)	LOAD REGULATION (NOTE4)	%EFF (Typ) (NOTE5)
TRH150A120	12V	0A	12.50A	2%	±2.5%	±1%	±5%	91%
TRH150A150	15V	0A	10.00A	2%	±2.5%	±1%	±5%	92%
TRH150A180	18V	0A	8.34A	2%	±2.5%	±1%	±5%	92%
TRH150A190	19V	0A	7.90A	2%	±2.5%	±1%	±5%	92%
TRH150A240	24V	0A	6.25A	2%	±2.5%	±1%	±5%	93%
TRH150A280	28V	0A	5.36A	2%	±2.5%	±1%	±5%	94%
TRH150A360	36V	0A	4.17A	2%	±2.5%	±1%	±5%	93%
TRH150A480	48V	0A	3.13A	2%	±2.5%	±1%	±5%	94%

Specifications

INPUT SPECIFICATIONS:

Voltage 90~264Vac
 Frequency 47 to 63Hz
 Inrush Current 120A max. @240Vac(NOTE6)
 Conducted EMI CISPR/FCC Class B
 Leakage Current 3.5mA max.

OUTPUT SPECIFICATIONS:

Holdup Time 16ms typ. @115Vac
 Short Circuit Protection Continuous
 Over Voltage Protection Yes

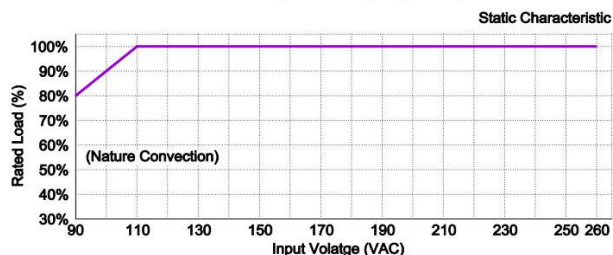
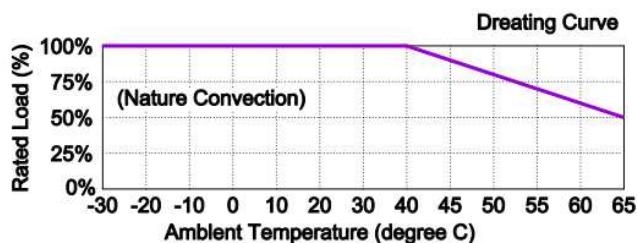
GENERAL SPECIFICATIONS:

Isolation Input to output = 4,242VDC
 Operating Temperature -30 ~ 65°C, 40~65°C with 2%/°C Derating
 Operating Humidity 93%RH max. no condensing
 Storage Temperature -40~85°C
 Cooling Natural Convection
 Switching Frequency 100KHz Typical
 Dimensions 7.087x2.913x1.614 inches (180.00x74.00x41.00 mm)
 AC Inlet IEC320/C14
 Weight 750g

SAFETY AND EMC:

Emission and Immunity EN55032 Class B, FCC Part 15 Class B
 EN61000-3-2, EN61000-3-3, EN55024, EN61204-3
 Safety IEC60950-1, EN60950-1, UL60950-1

TRH150A Series Derating Curve



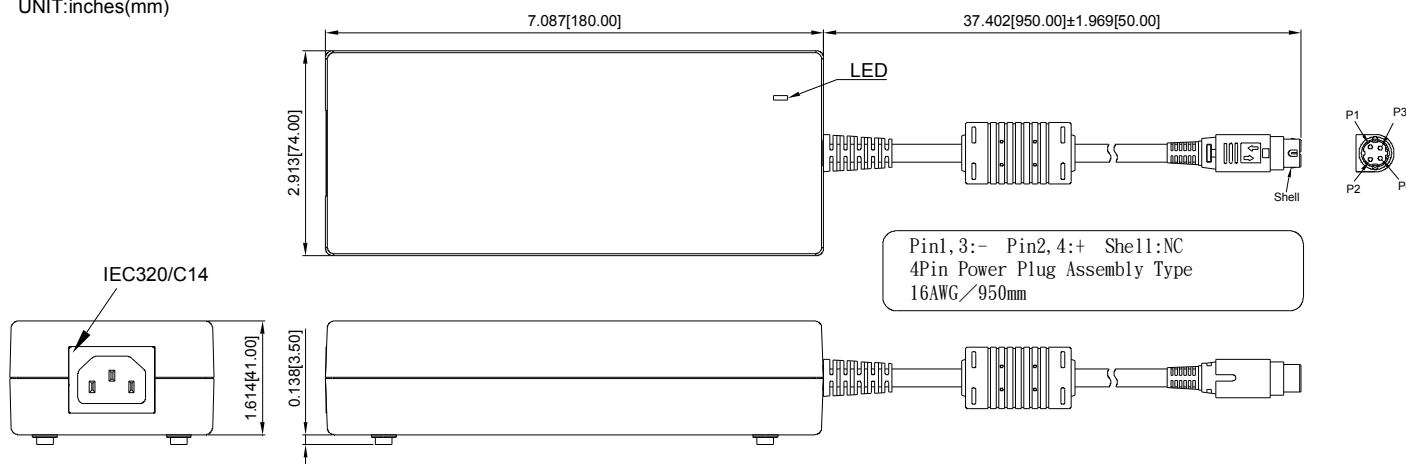
NOTE:

1. Add a 0.1uF ceramic capacitor and a 10uF E.L. capacitor to output for ripple&noise measurement @20MHz BW.
2. Voltage setpoint at 60% full load
3. Line regulation measured from 100Vac to 240Vac with full load.
4. Load regulation measured from 60% to 100% full load and from 60% to 20% full load (60% +/- 40% full load)
5. Average Efficiency measured at 25%,50%,75%,100% load, 230Vac Input voltage.
6. Inrush current at 120A Max./200us for AC turn on.

Mechanical Specification

Model TRH150A120~150:

All Dimensions are in inches(mm)
 Tolerance:Inches:X.XXX±0.02
 Millimeters:X.XX±0.5
 UNIT:inches(mm)



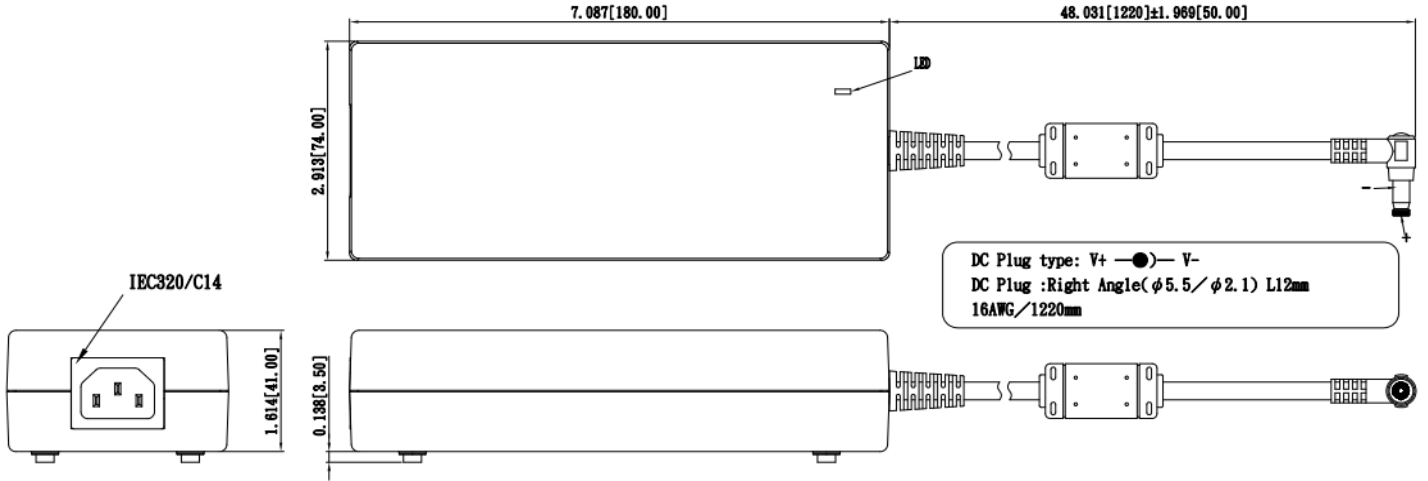
Typical at 25°C, nominal line and 75% load, unless otherwise Specified

Mechanical Specification

Model TRH150A180~480:

All Dimensions are in inches(mm)
Tolerance: Inches: X.XXX±0.02
Millimeters: X.XX±0.5

UNIT: inches(mm)



Typical at 25°C, nominal line and 75% load, unless otherwise Specified